

STILO ES

2025/2026



DAUPHIN

STILO ES

The individual seating solution

The all-rounder for modern working environments with a feel-good factor - that is Stilo ES, awarded the renowned AGR seal of approval "Tested & Recommended". The recipe for success: timeless design and dynamic, activating sitting thanks to individual adjustment options. Depending on the requirement profile and the personal workplace situation, the user can choose the right upholstery version and seating technology based on the modular principle.



STILO ES

Variants + design

Upholstered



operator

Upholstered backrest with plastic outer shell and integrated release button for the backrest height adjustment. Height-adjustable and tiltable Ergo neckrest as an option.

Mesh



mesh

Transparent, height-adjustable mesh backrest with black or white plastic frame. Optimum seating climate. Height-adjustable and tiltable Ergo neckrest as an option.

Fully upholstered



comfort

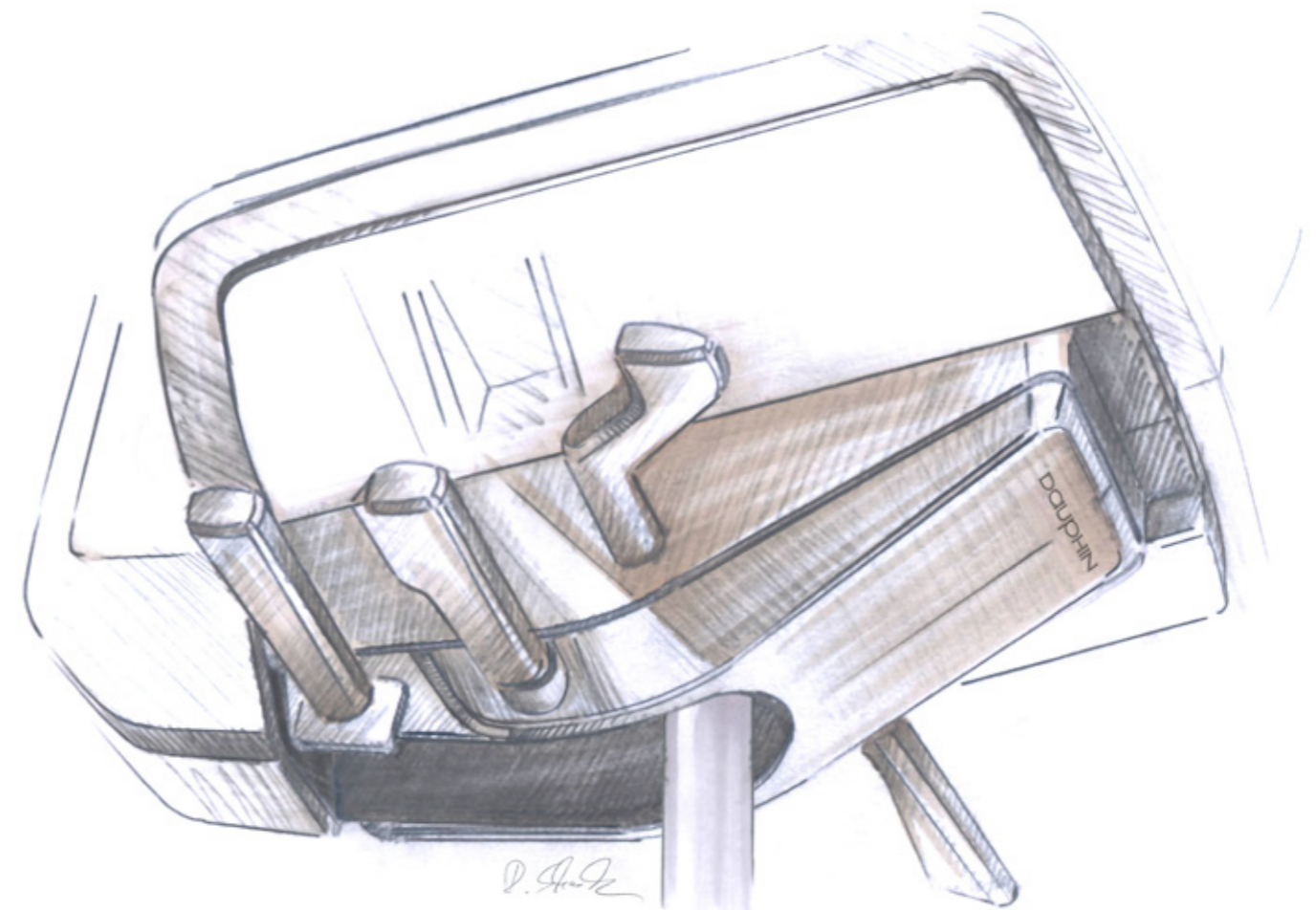
Fully upholstered backrest, height-adjustable without buttons while using the Easy-Touch-System. Height-adjustable and tiltable Ergo neckrest as an option.



STILO ES

Ergonomic evolution

For healthy sitting and working: Dauphin offers an ergonomic sitting culture for today's demanding work environment. Our ergonomic modules focus on the individual. Dauphin offers seating solutions for every body size. Tall or small, well-built or petite: everybody sits differently. Our swivel chair Stilo ES, however, is a fit for everyone. The optimum support makes sitting and working a every day's pleasure.



OUR ERGONOMIC CONCEPT

- › The secret of a modular system: A suitable seating solution for each type of person.
- › For the office and industry: Each employee gets the right chair for their workplace.
- › Automatic or individually adjustable swivel chairs: For every body size and every weight.
- › Innovative chair mechanisms: For a healthy, dynamic seated posture.
- › For satisfaction, motivation, and productivity: Reduced back issues, absences, and expensive rehabilitation measures.

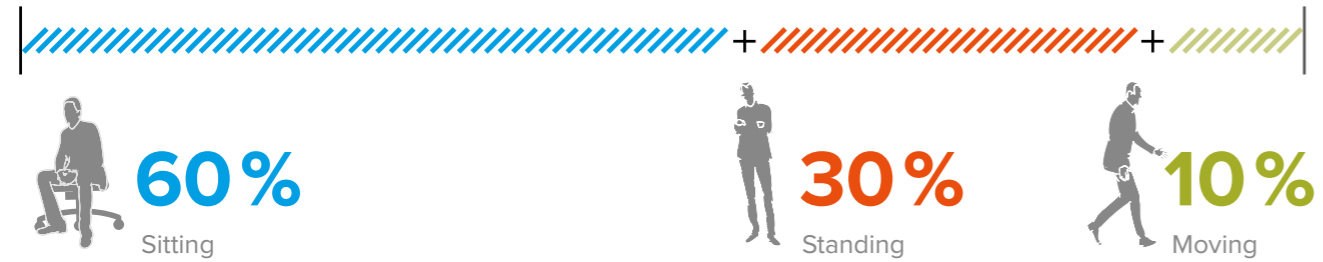
STILO ES

Ergonomic evolution

We cater for your needs. A good office chair has many settings and enables the user to adjust it to their individual body size and proportions.

The body has to adapt to the habit of working in a standing position. Productivity increases when standing – but it's variety that counts. The best thing is to start with 5 minutes an hour. A height-adjustable table, ideally one that transforms into a standing workstation at the touch of a button, supports the habit.

HEALTHY RHYTHM WHEN WORKING



FOR HEALTHY SITTING AND WORKING

- › More than 50 years of concentrated ergonomics expertise: Dauphin has been a pioneer in ergonomic seating solutions since 1968. Our company developed the first synchronised mechanism for the office environment.
- › Together with universities, occupational health practitioners and physiotherapists, we continuously develop new seating solutions for every body size.
- › Dauphin offers an ergonomic sitting culture for today's demanding work environment. Our ergonomic modules focus on the individual.





STILO ES

Ergonomic evolution

FUNCTIONS

- › Synchronous mechanism with automatic seat-tilt adjustment and maximum adjustment range for seat and backrest tilt
- › Syncro-3D-Balance® (3D): with additional lateral movement capability of the entire upper chair part

AREA OF USE

- › Can be used universally
- › Ideal for all body sizes and all workplaces

BENEFITS FOR USERS

- › Automatic seat tilt encourages an upright seated posture and active sitting
- › Maximum three-dimensional mobility when sitting (Syncro-3D-Balance®)
- › Encourages natural movement impulses
- › Stimulates muscles and circulation, supports metabolism
- › Large body opening angle for maximum relaxation and recovery of the intervertebral discs
- › Largest possible knee and hip angle, better circulation
- › Weight taken off organs in the upper body, better breathing
- › Lumbar support even in forward working postures, upper body is straightened



STILO ES

Operator

The Stilo ES operator swivel chairs combine ergonomics and modern design. The upholstered backrest with a plastic outer shell and integrated release button for the backrest height allows optimum adjustment to meet small and large people's needs. For added convenience, the chair can be operated while sitting. The optional ergo neckrest provides even greater comfort when leaning back.



AB ST 6898 operator
+ Armrests A341APO

3D ST 6898

QS ST 6895

TA ST 6894

3D ST 6858 operator
+ Armrests A241KGS

AB ST 6858

QS ST 6855

TA ST 6854

STILO ES

Operator



3D ST 6858 operator
+ Armrests A241KGS

Features



Syncro-Activ-Balance® (AB): Synchronised mechanism with infinitely lockable synchronised movement and immediately noticeable tension adjustment (fine adjustment) with an additional facility allowing the entire upper part of the chair to automatically tilt forwards (seat tilt of up to -12°)



Syncro-3D-Balance® (3D): Synchronised mechanism with infinitely lockable synchronised movement and immediately noticeable tension adjustment (fine adjustment) with an additional facility allowing the entire upper part of the chair to automatically tilt forwards (seat tilt of up to -8°) and to each side (tilt of up to +/- 6°)

Syncro-3D-Balance® lockable (3Df): Additional adjustment in the neutral position (0°) or at -6°



Syncro-Quickshift® (QS): Synchronised feature with rapid adjustment of the backrest counterpressure, three-position seat tilt (-1°/-3.5°/-6°) and seat depth-adjustment (6 cm)



Syncro-Smart-Automatic® (TA): Synchronised feature with integrated operating elements, automatic weight compensation and seat-depth adjustment (6 cm)

Standard: seat-depth adjustment (sliding seat) 6 cm



Ergo neckrest height-adjustable (7 cm) and 40° tilttable (ST 6895)



Backrest height-adjustment (10 cm); Can easily be adjusted while seated using the integrated button



Lumbar supports



L01: Lumbar support depth-adjustable (3.5 cm)

Armrests



A240KGS (2F)
Armpads PU



A241KGS (2F)
Armpads PU soft



A341KGS / A348KGS* (3F)
Armpads PU soft



A441KGS (4F)
Armpads PU soft



A341APO / A441APO (3F/4F)
Armpads PU soft



A442APO (4F)
Leather armpads



A541APO (5F)
Armpads PU soft

Bases



FHKGS
Black plastic (standard)



FHAPO
Aluminium polished (option)

*with antibacterial microsilver finish to help prevent infections

STILO ES

Mesh

The perfect combination of ergonomics and design. The swivel chairs with height-adjustable, breathable mesh backrests with black or white plastic frames offer optimum comfort with a striking aesthetic appearance. With its modular design, Stilo ES mesh can be equipped with a suitable mechanism depending on the work situation and requirements. The optional Ergo neckrest is height-adjustable by 7 cm and can be tilted 40°.





3D ST 6758 mesh
+ Armrests A241KGS
AB ST 6758
QS ST 6755
TA ST 6754



AB ST 6798 mesh
+ Armrests A341APO
3D ST 6798
QS ST 6795
TA ST 6794

STILO ES

Mesh



3D ST 6758 mesh
+ Armrests A241KGS

Features



Syncro-Activ-Balance® (AB): Synchronised mechanism with infinitely lockable synchronised movement and immediately noticeable tension adjustment (fine adjustment) with an additional facility allowing the entire upper part of the chair to automatically tilt forwards (seat tilt of up to -12°)

Standard: seat-depth adjustment (sliding seat) 6 cm



Syncro-3D-Balance® (3D): Synchronised mechanism with infinitely lockable synchronised movement and immediately noticeable tension adjustment (fine adjustment) with an additional facility allowing the entire upper part of the chair to automatically tilt forwards (seat tilt of up to -8°) and to each side (tilt of up to +/- 6°)

Ergo neckrest height-adjustable (7 cm) and 40° tiltable (ST 6995)

Syncro-3D-Balance® lockable (3Df): Additional adjustment in the neutral position (0°) or at -6°

Backrest height-adjustment (7 cm); Can easily be adjusted while seated using the integrated button




Syncro-Quickshift® (QS): Synchronised feature with rapid adjustment of the backrest counterpressure, three-position seat tilt (-1°/-3.5°/-6°) and seat depth-adjustment (6 cm)

Lumbar supports



Syncro-Smart-Automatic® (TA): Synchronised feature with integrated operating elements, automatic weight compensation and seat-depth adjustment (6 cm)



L08: Lumbar support depth-adjustable (2.5 cm)
L28: Lumbar support depth-adjustable (2.5 cm) upholstered

Armrests



A241KGS* (2F)
Armpads PU soft

A341KGS* (3F)
Armpads PU soft

Bases



FHKGS
Black plastic (standard)

FHAGS
Aluminium black (option)



A441APO* (4F)
Armpads PU soft

A442APO* (4F)
Leather armpads



FHKVW
White plastic (option)

FHAP0
Aluminium polished (option)

FHAWW
White aluminium (option)

Model colour



KGS
Black (RAL 9011)



KVV
Traffic white (≈ RAL 9016)

* Colour of armrest cover = model colour



STILO ES

Comfort

The Stilo ES comfort swivel chairs with a high, fully upholstered backrest have an anatomical backrest contour to provide optimum support when working. The backrests are height-adjustable using the Easy-Touch-System and can be adjusted without any buttons.



AB ST 6998 comfort
 + Armrests A341APO
3D ST 6998
QS ST 6995
TA ST 6994



3D ST 6958 comfort
 + Armrests A241KGS
AB ST 6958
QS ST 6955
TA ST 6954

STILO ES

Comfort



3D ST 6958 comfort
+ Armrests A241KGS

Features



AB

Synco-Activ-Balance® (AB): Synchronised mechanism with infinitely lockable synchronised movement and immediately noticeable tension adjustment (fine adjustment) with an additional facility allowing the entire upper part of the chair to automatically tilt forwards (seat tilt of up to -12°)



3D 3Df

Synco-3D-Balance® (3D): Synchronised mechanism with infinitely lockable synchronised movement and immediately noticeable tension adjustment (fine adjustment) with an additional facility allowing the entire upper part of the chair to automatically tilt forwards (seat tilt of up to -8°) and to each side (tilt of up to +/- 6°)

Synco-3D-Balance® lockable (3Df): Additional adjustment in the neutral position (0°) or at -6°



QS

Synco-Quickshift® (QS): Synchronised feature with rapid adjustment of the backrest counterpressure, three-position seat tilt (-1°/-3.5°/-6°) and seat depth-adjustment (6 cm)



TA

Synco-Smart-Automatic® (TA): Synchronised feature with integrated operating elements, automatic weight compensation and seat-depth adjustment (6 cm)

Standard: seat-depth adjustment (sliding seat) 6 cm



Ergo neckrest height-adjustable (7 cm) and 40° tiltable (ST 6995)



Backrest height-adjustment (7 cm): Can easily be adjusted while seated without any button using the integrated Easy-Touch system



Lumbar supports

L01: Lumbar support depth-adjustable (3.5 cm)



Armrests



A240KGS (2F)
Armauflagen PU soft
Armpads PU



A241KGS (2F)
Armauflagen PU soft
Armpads PU soft



A341KGS / A348KGS* (3F)
Armauflagen PU soft
Armpads PU soft



A441KGS (4F)
Armauflagen PU soft
Armpads PU soft



A341APO / A441APO (3F/4F)
Armauflagen PU soft
Armpads PU soft



A442APO (4F)
Leder-Armauflagen
Leather armrests



A541APO (5F)
Armauflagen PU soft
Armpads PU soft

Bases



FHKGS
Kunststoff schwarz (Standard)
Black plastic (standard)



FHAPO
Aluminium poliert (Option)
Aluminium polished (option)


FHAGS
Aluminium schwarz (Option)
Aluminium black (option)

*with antibacterial microsilver finish to help prevent infections

STILO ES

Ergonomic platforms

TA Syncro-Smart-Automatic®



- > Syncro-Smart-Automatic® with automatic weight compensation
- > Attractive visual appearance due to flat, compact design of the mechanism
- > Integrated operating elements, easily accessible
- > Backrest opening angle 125°
- > Seat-depth adjustment using sliding seat (5 cm)

QS Syncro-Quickshift®




- > User-friendly basic mechanism, fully equipped
- > Syncro-Quickshift® with rapid adjustment of the backrest counterpressure offers support for different users and is the ideal solution for shared workstations
- > Backrest opening angle 125°
- > Three-position seat-tilt adjustment (-1°/-3.5°/-6°)
- > Seat-depth adjustment using sliding seat (6 cm)

AB Syncro-Activ-Balance®



- > Stimuli for straightening the spinal column for an active, dynamic seated posture
- > Backrest opening angle 128°
- > Automatic balance of the entire upper part of the chair can be adjusted up to -12° forwards and can be locked in several positions as a standard; when the pelvis tips forwards, all sections of the spinal column are straightened and the angle of the pelvis is almost the same as when standing (Dr. Brügger's gearwheel model)
- > Seat-depth adjustment using sliding seat (6 cm)

3D Syncro-3D-Balance®



- > The constant, free movement stimulates and strengthens the complex back muscles, improves blood circulation and thus optimises the supply of oxygen
- > Backrest opening angle 128°
- > Automatic balance of the entire upper part of the chair can be adjusted up to -8° forwards; Syncro-3D-Balance® lockable: can be locked in the neutral position or at -6°
- > Automatic movement of seat and backrest to both sides (+/-6°), helps to adopt a free natural seated posture
- > Seat-depth adjustment using sliding seat (6 cm)

STILO ES

At a glance



Model	operator	operator
Model number (without/with neckrest)	ST 6858 (3D, AB) ST 6855 (QS) ST 6854 (TA)	ST 6898 (3D, AB) ST 6895 (QS) ST 6894 (TA)
Backrest heights (from seat)	61-71 cm	85-102 cm
Neckrest, adjustable (height/inclination)	-	7 cm/40° (Ergo)

Feature

Features	AB 3D QS TA	AB 3D QS TA
Seat-tilt adjustment to the front	-1°/-3,5°/-6° (QS) -8° (3D) -12° (AB)	-1°/-3,5°/-6° (QS) -8° (3D) -12° (AB)
Seat-tilt adjustment lateral	+/- 6° (3D)	+/- 6° (3D)
Seat-depth adjustment (sliding seat)	6 cm (TA) / 6 cm (QS, 3D, AB)	6 cm (TA) / 6 cm (QS, 3D, AB)
Backrest opening angle	125° (QS, TA) 128° (3D, AB)	125° (QS, TA) 128° (3D, AB)
Locking of the synchronised movement	4 positions (QS) infinitely using gas unit (3D, AB)	4 positions (QS) infinitely using gas unit (3D, AB)
Setting of the backrest tilt angle	3 positions (TA)	3 positions (TA)

Options

Model colour	Black	Black
Armrests	2F, 3F, 4F, 5F	2F, 3F, 4F, 5F
Base / Frame	Plastic / Aluminium	Plastic / Aluminium
Lumbar support, adjustable (height/depth)	- / 3,5 cm	- / 3,5 cm

Measurements



mesh	mesh	comfort	comfort
ST 6758 (3D, AB) ST 6755 (QS) ST 6754 (TA)	ST 6798 (3D, AB) ST 6795 (QS) ST 6794 (TA)	ST 6958 (3D, AB) ST 6955 (QS) ST 6954 (TA)	ST 6998 (3D, AB) ST 6995 (QS) ST 6994 (TA)
61-68 cm	85-99 cm	57-64 cm	81-95 cm
-	7 cm/40° (Ergo)	-	7 cm/40° (Ergo)

AB 3D QS TA	AB 3D QS TA	AB 3D QS TA	AB 3D QS TA
-1°/-3,5°/-6° (QS) -8° (3D) -12° (AB)	-1°/-3,5°/-6° (QS) -8° (3D) -12° (AB)	-1°/-3,5°/-6° (QS) -8° (3D) -12° (AB)	-1°/-3,5°/-6° (QS) -8° (3D) -12° (AB)
+/- 6° (3D)	+/- 6° (3D)	+/- 6° (3D)	+/- 6° (3D)
5 cm (TA) / 6 cm (QS, 3D, AB)	5 cm (TA) / 6 cm (QS, 3D, AB)	5 cm (TA) / 6 cm (QS, 3D, AB)	5 cm (TA) / 6 cm (QS, 3D, AB)
125° (QS, TA) 128° (3D, AB)	125° (QS, TA) 128° (3D, AB)	125° (QS, TA) 128° (3D, AB)	125° (QS, TA) 128° (3D, AB)
4 positions (QS) infinitely using gas unit (3D, AB)	4 positions (QS) infinitely using gas unit (3D, AB)	4 positions (QS) infinitely using gas unit (3D, AB)	4 positions (QS) infinitely using gas unit (3D, AB)
3 positions (TA)	3 positions (TA)	3 positions (TA)	3 positions (TA)

Black, White	Black, White	Black	Black
2F, 3F, 4F, 5F	2F, 3F, 4F, 5F	2F, 3F, 4F, 5F	2F, 3F, 4F, 5F
Plastic / Aluminium	Plastic / Aluminium	Plastic / Aluminium	Plastic / Aluminium
- / 2,5 cm	- / 2,5 cm	- / 3,5 cm	- / 3,5 cm





Dauphin Americas
100 Fulton St.
Boonton, NJ 07005
Tel. (800) 631-1186
info@dauphin.com

DAUPHIN